
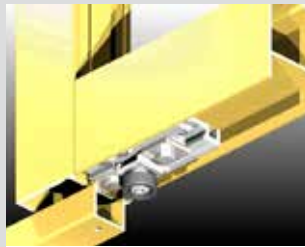


### KEY FEATURES

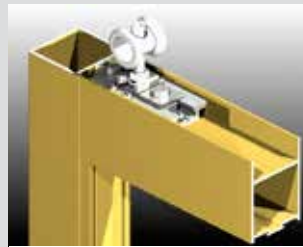
- The LouvreMASTER™ sun control shutters are designed for external sun and/or privacy control in fixed panels or moving panels in the form of a hinged, sliding or a bi-folding door.
- The LouvreMASTER™ system has been successfully tested for compliance with AS2047 (wind and proof load). 1200mm wide door panel will withstand 2000 Pa serviceability at 1/250 deflection and proof tested to 3000 Pa.
- There is an awning/casement sash that will accept LouvreMASTER™ and can be fitted into Series 400 frames.
- Blades are 88mm by 14mm oval shape. The pitch for the blades can vary from 60mm to 80mm depending on panel height.
- The blades can be clamped in any position between open and closed with the use of an activation handle.




The blade operation features a patented blade control system.



Concealed stainless steel sliding door panel bottom guide.



Sliding door panel top-hung heavy duty stainless steel roller.



Adjustable shutters can be fitted into custom awning sash.

#### GENERAL

**Max Panel Height\***  
3000mm

**Max Panel Width\***  
1500mm

**Max Glass Thickness**  
N/A

**Frame Depth**  
102mm

#### ENERGY

**UW Range**  
N/A

**SHGC Range**  
N/A

#### WEATHER

**Maximum Water**  
N/A

#### ACOUSTICS

This product has not been acoustics tested. AWS anticipates this product's acoustic performance will be in-line with Series 542.