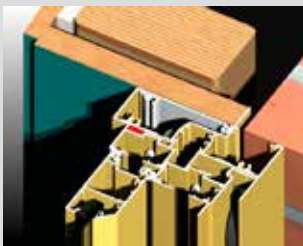
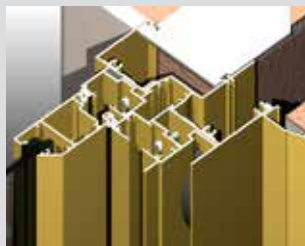


KEY FEATURES

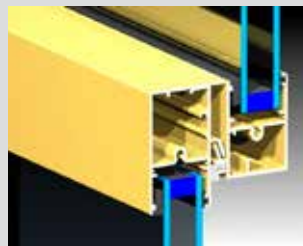
- 102mm wide perimeter frame designed to make installation into brick veneer and cavity brick easier with built-in nailing fins.
- Extra strong sashes allow large sash windows to be fabricated for high wind load areas.
- Both sashes can be hinged back into the room to allow cleaning of both sides of the glass from inside.
- Sashes can be secured with custom key or non-key locking cam handle.
- Series 463 double-hung sashes can also be fitted with die-cast Federation horns for a more classic look.
- Double-hung windows can be fitted with external flyscreens within the frame line, no turn-buckles required.
- 90° and 135° corner mullions for box and bay windows available.



Standard 30mm jamb with built-in nailing fin/weather bar into brick veneer wall illustrated above.



Series 463 has bold commercial frame. Alternative 44mm. Both 30mm standard and 44mm wide nailing fin frames will accept height adjustable galvanised building-in lugs.



Accepts all glazing types up to 20mm. The dedicated sashes shown above have been specifically designed to accept 20mm IGUs.



Federation sash horns standard. Also available without sash horns. The bold sashes on Series 463 are significantly stronger than conventional aluminium residential windows.

GENERAL

Max Panel Height*
1050mm

Max Panel Width*
1155mm

Max Glass Thickness
20mm

Frame Depth
102mm

ENERGY

UW Range
3.6-6.5

SHGC Range
0.20-0.58

WEATHER

Maximum Water
450 Pa.

ACOUSTICS

This product has not been acoustics tested. AWS anticipates this product's acoustic performance will be in-line with Series 613.

