




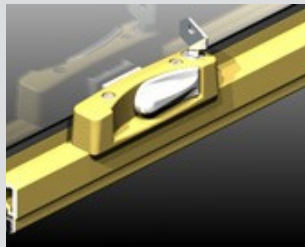
KEY FEATURES

- The ANDO™ Double Hung Lock incorporates a clean roll-over handle that won't clash with Curtains and/or drapes.
- The lock can be keyed to match other ANDO™ window locks.
- Styling is consistent with ANDO™ products for aesthetic consistency within your home, chrome plated turn knob matches other ANDO™ products.
- Heavy duty die cast keeper designed to match the cam.
- Available in a range of standard and special powdercoat finishes to match your window.




HEAVY DUTY

Heavy duty die cast keeper designed to match the cam.



EASE OF USE

The large chrome turn snib on the cam is designed for ease of operation particularly those with reduced dexterity.



FINISHING

Lock body can be coloured to match sash.

DIMENSIONS

Height	30mm
Width	115mm
Depth	30mm

SUITABLE FOR USE WITH

- Series 514 Residential Double Hung Window
- Series 613 Designer Double Hung Window
- Series 453 Commercial Double Hung Window
- Series 463 Architectural Double Hung Window